

# Capital Improvement Program 2025-2029



Addison Canino  
Capital Projects Manager  
[AddisonC@TownofFrisco.com](mailto:AddisonC@TownofFrisco.com)

as of 09/03/2024

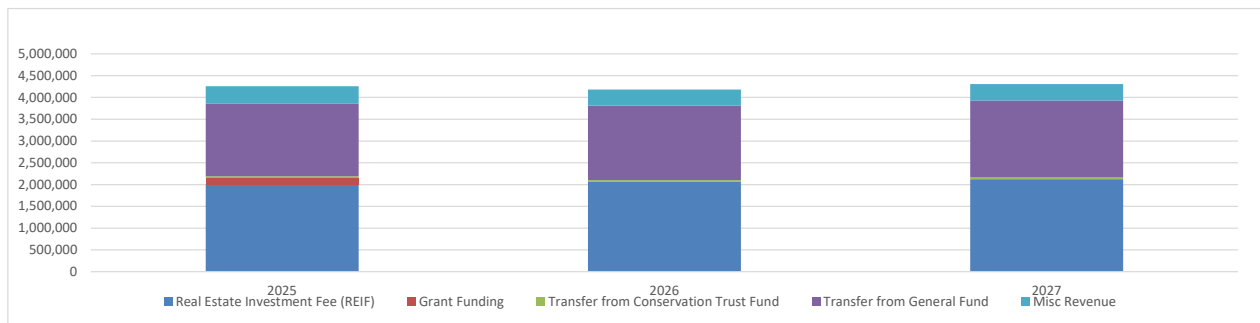
# Capital Improvement Fund

Major capital projects are budgeted in the Capital Improvement Fund. By Town ordinance, any General Fund balance in excess of the required reserve is to be transferred to the Capital Improvement Fund. The other major revenue source for this fund is real estate transfer fees. Major capital projects are only those items costing \$5,000 or more; repairs and maintenance are not capital projects. There is no required reserve for this fund.

Funding Source	2025	2026	2027	2028	2029	5-Year Total
Real Estate Investment Fee (REIF)	2,000,000	2,060,000	2,121,800	2,185,500	2,251,100	\$10,367,300
Grant Funding	150,000	0	0	1,500,000	2,000,000	\$3,649,882
Transfer from Conservation Trust Fund	40,000	41,200	42,400	43,700	45,000	\$227,300
Transfer from General Fund	1,662,772	1,712,700	1,764,100	1,817,000	1,871,500	\$8,619,344
Transfer from Lodging Tax Fund	0	0	0	0	0	\$1,000,000
Storm System Revenue	0	50,000	50,000	50,000	50,000	\$200,000
Sale of Assets	168,609	173,700	178,900	184,300	189,800	\$1,205,509
Investment Income	205,000	211,150	217,485	224,009	230,729	\$1,792,171
Misc Revenue	405,000	367,072	379,612	392,416	405,703	\$1,980,651
<b>Total</b>	<b>\$4,426,381</b>	<b>\$4,404,672</b>	<b>\$4,536,812</b>	<b>\$6,172,916</b>	<b>\$6,813,103</b>	<b>\$29,042,157</b>

Uses by Project	2025	2026	2027	2028	2029	5-Year Total
Exit 203 Landscape Design and Construction	0	200,000	0	1,750,000	0	1,950,000
Solar Light Replacement on Summit Blvd	100,000	100,000	100,000	0	0	300,000
Environmental Sustainability	250,000	50,000	50,000	50,000	50,000	450,000
Trail Enhancements	150,000	150,000	150,000	150,000	150,000	750,000
Historic Park Land Use Plan	0	150,000	0	0	0	150,000
Highway 9 Walmart Lusher Gap Design and Construction	0	50,000	0	1,400,000	0	1,450,000
Storm System Repairs	75,000	50,000	50,000	50,000	50,000	275,000
Marina Park Beach Sand	0	0	50,000	0	0	50,000
Marina Park Mobility Improvements	0	0	0	0	400,000	400,000
Marina Park Playground	0	0	0	0	750,000	750,000
Pioneer Park Improvements	150,000	1,500,000	0	0	0	1,650,000
Town Hall Master Plan	0	0	0	600,000	0	600,000
Fiber Infrastructure	2,000,000	0	1,000,000	1,000,000	1,000,000	5,000,000
Complete Streets	200,000	0	0	0	11,000,000	11,200,000
Main Street Solar Light Retrofit	0	0	0	0	0	0
Miner's Creek Rec Path Bridge	0	0	1,400,000	0	0	1,400,000
Walkability Improvements	50,000	75,000	100,000	100,000	100,000	425,000
Boardwalk Bridge Analysis and Design	0	0	0	200,000	0	200,000
Business District Traffic Study	0	0	0	200,000	0	200,000
Technology Purchases	100,000	0	95,000	0	0	195,000
Vehicle Replacement	570,000	1,345,000	363,300	1,059,000	845,000	4,182,300
Police Vehicle Upfitting	200,000	50,000	150,000	145,000	100,000	645,000
Vehicle & Equipment Replacement Schedule	0	0	0	0	0	\$0
<b>Total</b>	<b>\$3,845,000</b>	<b>\$3,720,000</b>	<b>\$3,508,300</b>	<b>\$6,704,000</b>	<b>\$14,445,000</b>	<b>\$32,222,300</b>

Projected Fund Balance	2025	2026	2027	2028	2029
Beginning Fund Balance - Projected	\$660,623	\$726,932	\$899,960	\$1,422,156	\$390,679
Revenues - 3% increase/year	4,276,381	4,404,672	4,536,812	4,672,916	4,813,103
Grant Revenue	150,000	0	0	1,500,000	2,000,000
Debt - Revenue Bonds/Water Fund	515,072	511,644	506,316	500,393	493,810
Capital Projects	2,900,000	2,275,000	2,800,000	5,450,000	13,450,000
Equipment Purchases	870,000	1,395,000	608,300	1,204,000	945,000
Repair and Maintenance	75,000	50,000	100,000	50,000	50,000
Ending Fund Balance - Projected	<u>\$726,932</u>	<u>\$899,960</u>	<u>\$1,422,156</u>	<u>\$390,679</u>	<u>-\$7,735,028</u>



Project Name	Project Category	2025 Proposed
Solar Light Replacement on Summit Blvd.	Infrastructure	\$100,000
Environmental Sustainability	Infrastructure	\$250,000
Trail Enhancements	Improvement	\$150,000
Pioneer Park Improvements	Equipment	\$150,000
Fiber Infrastructure	Infrastructure	\$2,000,000
Main Street Solar Street Lights	Equipment	\$0
Walkability Improvements	Improvement	\$50,000
Complete Streets	Improvement	\$200,000
Storm System Repairs	Repair & Maintenance	\$75,000
Vehicle and Equipment Replacement	Equipment	\$870,000
<b>Total</b>		<b>\$3,845,000</b>

\* Previously approved project

### CIP Request Summary

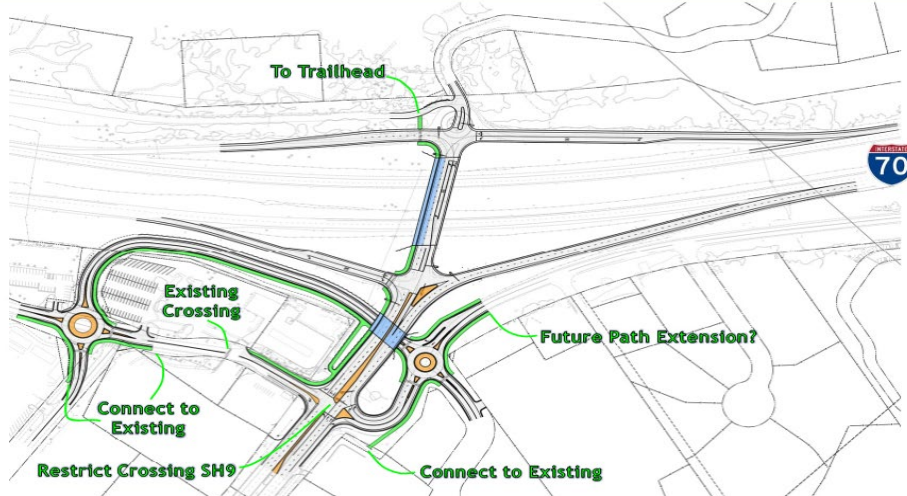
<b>Project Name</b>	Exit 203 Landscape Design/Construction	<b>Project Start Year</b>	2026
<b>Category</b>	Improvement	<b>Est. Project Complete Year</b>	2028
<b>Department</b>	Communications	<b>Strategic Priority</b>	Economy, Core Services
<b>Recurring?</b>	Non-Recurring	<b>Account #</b>	20-2000-4705
<b>Location</b>	Highway 9 and Lusher		
<b>Project Description</b>	With CDOT making improvements at Exit 203, the Town will be responsible for adding landscaping to the newly installed roundabouts and median sections. This project will take the base design from CDOT and building off of that using the services of a landscape architect and design firm with Town staff managing construction.		
<b>FUNDING SOURCES</b>	Transfer from General Fund and potential grant funding.		

### FUNDING SCHEDULE

FY25	FY26	FY27	FY28	FY29	5-Year Plan Total	Total Funding
0	200,000	0	1,750,000	0	\$1,950,000	\$1,950,000



### Sidewalks and Paths



Exit 203 Improvement Area(s)



### OPERATING BUDGET IMPACT

<b>Description</b>	Project will add areas that will require ongoing maintenance, but no major operating cost increases will be needed after design and installation.
--------------------	---

### CIP Request Summary

<b>Project Name</b>	Solar Light Replacement on Summit Blvd	<b>Project Start Year</b>	2024
<b>Category</b>	Equipment	<b>Est. Project Complete Year</b>	2027
<b>Department</b>	Public Works	<b>Strategic Priority</b>	Environment, Core Services
<b>Recurring?</b>	Recurring	<b>Account #</b>	20-2000-4992
<b>Location</b>	Along Summit Blvd, first phase between Main Street & School Road. The project will continue north finishing sections as budget allows.		
<b>Project Description</b>	<p>This would replace the aging overhead lights on the HWY 9 medians with solar lights; including the portion of Summit Boulevard lights originally shown in the GAP roundabout and medians project. Ideally, this replacement would be done in phases until all of the wired lights are replaced. Moving to solar over a wired lighting system would allow for better serviceability/maintenance and reduce the Town's electrical usage.</p> <p>A DOLA Main Street Live grant was submitted for, and awarded, for both Solar Light Replacement on Summit Blvd and for Solar Light retrofit on Main Street in the amount of \$795,000.</p>		
<b>FUNDING SOURCES</b>	REIF and Transfer from General Fund		

### FUNDING SCHEDULE

		Planned Funding Requests			5-Year Plan Total	Total Funding
FY25	FY26	FY27	FY28	FY29		
100,000	100,000	100,000	0	0	\$ 300,000	\$ 800,000



Light Pole on Summit Blvd



### OPERATING BUDGET IMPACT

<b>Description</b>	Project is anticipated to reduce costs of utility bills, related to the addition of solar power.
--------------------	--



### CIP Request Summary

<b>Project Name</b>	Environmental Sustainability	<b>Project Start Year</b>	2021
<b>Category</b>	Infrastructure	<b>Est. Project Complete Year</b>	ongoing
<b>Department</b>	Community Development	<b>Strategic Priority</b>	Environmental Sustainability
<b>Recurring?</b>	Recurring	<b>Account #</b>	20-2000-5017
<b>Location</b>	Town wide		
<b>Project Description</b>	<p>The Energy Service Company (ESCO) that the Town partnered with in 2024, McKinstry, identified a list of projects and their recommendations for when they should be initiated. Based upon that information received Town staff will start planning and implementing these projects in the coming years.</p> <p>Further projects to be identified by energy and asset audits, in addition to electric vehicle infrastructure. Those projects will be presented to Council once identified, and grant funding will be applied for to assist in completion.</p>		
<b>FUNDING SOURCES</b>	REIF and Transfer from General Fund, potential grants		

### FUNDING SCHEDULE

FY25	FY26	FY27	FY28	FY29	5-Year Plan Total	Total Funding
250,000	50,000	50,000	50,000	50,000	\$450,000	ongoing



Colorado Carshare Program at 3rd Avenue



### OPERATING BUDGET IMPACT

<b>Description</b>	The addition of charging stations and solar panels will increase ongoing operational costs. These amounts can be quantified in the future, once plans are fully developed.
--------------------	--

### CIP Request Summary

<b>Project Name</b>	Trail Enhancements / Frisco Backyard	<b>Project Start Year</b>	ongoing
<b>Category</b>	Improvements	<b>Est. Project Complete Year</b>	ongoing
<b>Department</b>	Recreation / Community Development	<b>Strategic Priority</b>	Culture, Arts, & Recreation
<b>Recurring?</b>	Recurring	<b>Account #</b>	20-2000-5066
<b>Location</b>	Various locations around PRA and Iron Springs SUP		
<b>Project Description</b>	<p>Continued trails enhancements and upgrades on soft surface trails maintained by the Town of Frisco.</p> <p>2025 - New construction of a winter trail in Iron Springs SUP expansion. Continued improvements to summer and winter trails. On-going maintenance of summer and winter trails.</p> <p>2026 - New construction of summer trail in Iron Springs SUP expansion. Continued improvements to summer and winter trails. On-going maintenance on all summer and winter trails.</p> <p>2027 - Construction of new winter segment of Buzzsaw. Completion of improvements to summer and winter trails. On-going maintenance on all summer and winter trails.</p> <p>2028 - New construction of West extension of Treasure Vault in the summer. Ongoing maintenance of summer and winter trails.</p> <p>2029 - Realignment/new construction of Reichel's summer trail. Ongoing maintenance of summer and winter trails.</p>		
<b>FUNDING SOURCES</b>	REIF, Transfer from General Fund, and potential grants		

### FUNDING SCHEDULE

Planned Funding Requests					5-Year Plan Total	Total Funding
FY25	FY26	FY27	FY28	FY29		
150,000	150,000	150,000	150,000	150,000	\$ 750,000	Ongoing



Frisco Trail



### OPERATING BUDGET IMPACT

<b>Description</b>	Adding additional trails will increase the repairs and maintenance of these areas. A portion of these related operational costs are included in the current budget.
--------------------	---

### CIP Request Summary

<b>Project Name</b>	Historic Park Land Use Plan	<b>Project Start Year</b>	2026
<b>Category</b>	Capital	<b>Est. Project Complete Year</b>	2026
<b>Department</b>	Communications	<b>Strategic Priority</b>	Culture, Arts & Recreation
<b>Recurring?</b>	Non-Recurring	<b>Account #</b>	20-2000-5071
<b>Location</b>	Museum and Historic Park		
<b>Project Description</b>	The Town's of Frisco Historic Park and Museum will initiate a 5 year master planning process to identify upgrades and potential Capital opportunities. This would encompass 1st & Main as well, as that will be paid off in 2031 (2024 balance of \$558,603 on 1st/Main property).		
<b>FUNDING SOURCES</b>	REIF and Transfer from General Fund		

### FUNDING SCHEDULE

Planned Fund Requests					5-Year Plan Total	Total Funding
FY25	FY26	FY27	FY28	FY29		
0	150,000	0	0	0	\$150,000	\$150,000



Museum and Historic Park



### OPERATING BUDGET IMPACT

<b>Description</b>	Any identified upgrades or capital projects would add an increase to the operating and maintenance budget.
--------------------	--



### CIP Request Summary

<b>Project Name</b>	HWY 9 Walmart Lusher Gap Des. and Const.	<b>Project Start Year</b>	2028
<b>Category</b>	Improvement	<b>Est. Project Complete Year</b>	2028
<b>Department</b>	Public Works	<b>Strategic Priority</b>	Community, Core Services
<b>Recurring?</b>	Non-Recurring	<b>Account #</b>	20-2000-5086
<b>Location</b>	Southbound Highway 9 between School Road and Walmart entrance.		
<b>Project Description</b>	<p>This improvement is based on the improvements that CDOT will be making to Exit 203. Once CDOT completes this project, the Town will construct the missing section of pedestrian pathway along Southbound Highway 9. Once complete, this will ensure that pedestrians can freely maneuver from the Town's core area, along HWY 9, to trailheads on the north side of Interstate 70. The funding for this project will ensure the design and then the construction.</p> <p>This will align with CDOT's new cycle of TAP Grant funding and Town staff will ensure an application is turned in for this project to offset design and construction costs.</p>		
<b>FUNDING SOURCES</b>	REIF, Transfer from General Fund, and potential TAP funding.		

#### FUNDING SCHEDULE

					5-Year Plan Total	Total Funding
FY25	FY26	FY27	FY28	FY29		
0	50,000	0	1,400,000	0	\$1,450,000	\$1,450,000



**Project Area**



#### OPERATING BUDGET IMPACT

<b>Description</b>	Project is anticipated to have a minor operating budget impact as there will now be snow removal operations and ongoing maintenance as needed.
--------------------	--



### CIP Request Summary

<b>Project Name</b>	Storm System Repairs	<b>Project Start Year</b>	2025
<b>Category</b>	Repair and Maintenance	<b>Est. Project Complete Year</b>	Ongoing
<b>Department</b>	Public Works	<b>Strategic Priority</b>	Core Services
<b>Recurring?</b>	Recurring	<b>Account #</b>	20-2000-5091
<b>Location</b>	Townwide		
<b>Project Description</b>	Over time a stormwater system needs yearly maintenance and occasional repairs to ensure that it can continue to function as designed. Throughout its lifecycle certain environmental factors will increase the wear and tear on different aspects of the system, so Town staff diligently inspects and notes any parts or pieces of the system that need attention.		
<b>FUNDING SOURCES</b>	Transfer from General Fund		

#### FUNDING SCHEDULE

					5-Year Plan Total	Total Funding
FY25	FY26	FY27	FY28	FY29		
75,000	50,000	50,000	50,000	50,000	\$275,000	\$275,000



**Storm System Inlet**



#### OPERATING BUDGET IMPACT

<b>Description</b>	To continue monitoring and managing the existing stormwater system in Frisco, maintaining and repairing when necessary.
--------------------	---

### CIP Request Summary

<b>Project Name</b>	Marina Park Sand Replacement	<b>Project Start Year</b>	2024
<b>Category</b>	Repair and Maintenance	<b>Est. Project Complete Year</b>	ongoing
<b>Department</b>	Recreation	<b>Strategic Priority</b>	Culture, Arts, & Recreation
<b>Recurring?</b>	Recurring	<b>Account #</b>	20-2000-5093
<b>Location</b>	Beach at Marina Park		
<b>Project Description</b>	The sand of the beach at Marina Park erodes every year. The original plan to replenish the sand every 3-5 years is being evaluated by staff, and a survey will be conducted to see what placement and repair is needed.		
<b>Funding Sources</b>	REIF and Transfer from General Fund		

### FUNDING SCHEDULE

Planned Fund Requests					5-Year Plan Total	Total Funding
FY25	FY26	FY27	FY28	FY29		
0	0	50,000	0	0	\$ 50,000	ongoing



Frisco Bay Marina



### OPERATING BUDGET IMPACT

<b>Description</b>	Project is not anticipated to have a significant operating budget impact as it is an existing facility and does not impact staff.
--------------------	---

### CIP Request Summary

<b>Project Name</b>	Marina Park Mobility Improvements	<b>Project Start Year</b>	2027
<b>Category</b>	Improvement	<b>Est. Project Complete Year</b>	2027
<b>Department</b>	Recreation	<b>Strategic Priority</b>	Culture, Arts, & Recreation
<b>Recurring?</b>	Non-Recurring	<b>Account #</b>	20-2000-5093
<b>Location</b>	Marina Park - western entrance		
<b>Project Description</b>	To include landscaping, hardscape, & site furnishings for new walkway / entrance to Marina Park. The lawn was completed in 2023 as part of the Marina Site Work project.		
<b>Funding Sources</b>	REIF and Transfer from General Fund		

### FUNDING SCHEDULE

Planned Fund Requests					5-Year Plan Total	Total Funding
FY25	FY26	FY27	FY28	FY29		
\$ -	\$ -	\$ -	\$ -	\$ 400,000	\$ 400,000	\$ 400,000



White arrows signify mobility identified in Marina Master Plan



### OPERATING BUDGET IMPACT

<b>Description</b>	Improvements would only have minor ongoing operating costs related to the annual upkeep of landscaping.
--------------------	---



### CIP Request Summary

<b>Project Name</b>	Marina Park Playground	<b>Project Start Year</b>	2029
<b>Category</b>	Equipment	<b>Est. Project Complete Year</b>	2029
<b>Department</b>	Recreation	<b>Strategic Priority</b>	Culture, Arts, & Recreation
<b>Recurring?</b>	Non-Recurring	<b>Account #</b>	20-2000-5093
<b>Location</b>	Frisco Bay Marina		
<b>Project Description</b>	Playground at a new location near the beach at Marina Park, to include additional site work and landscaping. Completes the central core area.		
<b>Funding Sources</b>	REIF and Transfer from General Fund		

### FUNDING SCHEDULE

		Planned Fund Requests				5-Year Plan Total	Total Funding
FY25	FY26	FY27	FY28	FY29			
\$ -	\$ -	\$ -	\$ -	\$ 750,000		\$ 750,000	\$ 750,000



Current Playground at Marina Park



### OPERATING BUDGET IMPACT

<b>Description</b>	Project is not anticipated to have a significant operating budget impact as there is existing playground equipment near the Marina that has aged over the years.
--------------------	--

### CIP Request Summary

<b>Project Name</b>	Pioneer Park Design and Improvements	<b>Project Start Year</b>	2025
<b>Category</b>	Improvement	<b>Est. Project Complete Year</b>	2026
<b>Department</b>	Public Works/CDD	<b>Strategic Priority</b>	Community, Core Services
<b>Recurring?</b>	Recurring	<b>Account #</b>	20-2000-5093
<b>Location(s)</b>	Pioneer Park Improvements		
<b>Project Description</b>	The Neighborhood Parks Plan identified several parks in Frisco which were in need of upgrades. Pioneer Park was one of the parks identified in the improvement plan, and with the construction of workforce housing at the old County Workforce Center property at 602 Galena Street this park improvement has become a priority to future residents.		
<b>FUNDING SOURCES</b>	REIF, Transfer from General Fund, and potential grants		

#### FUNDING SCHEDULE

		Planned Funding Requests			5-Year Plan Total	Total Funding
FY25	FY26	FY27	FY28	FY29		
150,000	1,500,000	0	0	0	\$ 1,650,000	\$ 1,500,000



Pioneer Park



#### OPERATING BUDGET IMPACT

<b>Description</b>	Project is not anticipated to have a significant operating budget impacts other than general maintenance.
--------------------	---

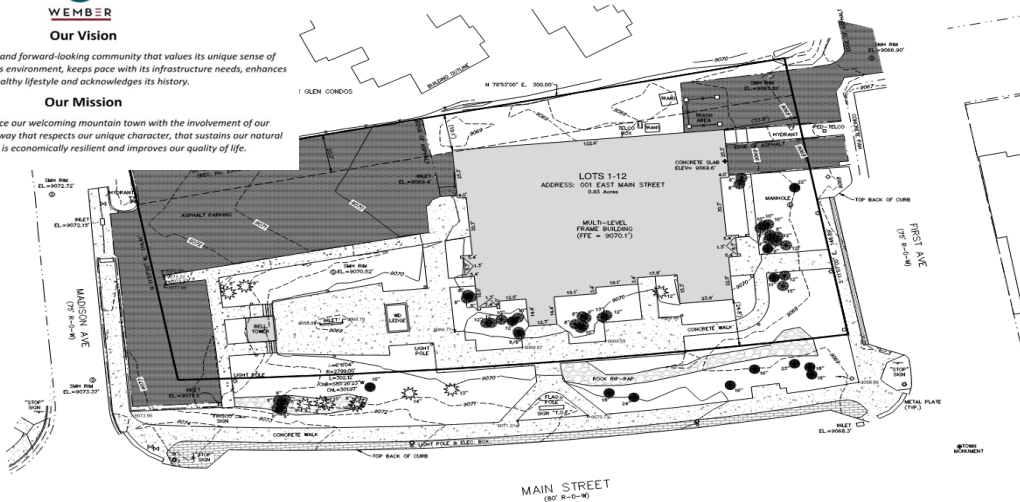
## CIP Request Summary

<b>Project Name</b>	Town Hall Master Plan	<b>Project Start Year</b>	2023
<b>Category</b>	Improvement	<b>Est. Project Complete Year</b>	TBD
<b>Department</b>	Public Works	<b>Strategic Priority</b>	Core Services
<b>Recurring?</b>	Non-Recurring	<b>Account #</b>	20-2000-5095
<b>Location</b>	Town Hall - 1 Main Street		
<b>Project Description</b>	This will continue to refine the process that was started in 2023 with gathering preliminary information on the facility's space available versus what spatial requirements would be needed for the projected growth and potential upgrades into 2043 and beyond. This will ensure that a contractor can be brought on board to further develop the data that was gathered and produce a set of drawings that can be priced a eventually bid out for construction.		
<b>FUNDING SOURCES</b>	REIF and Transfer from General Fund		

### FUNDING SCHEDULE

		Planned Funding Requests			5-Year Plan Total	Total Funding
FY25	FY26	FY27	FY28	FY29		
\$ -	\$ -	\$ -	\$ 600,000	\$ -	\$ 600,000	\$ 600,000

  
**W E M B E R**  
**Our Vision**  
*A close-knit, welcoming, and forward-looking community that values its unique sense of place, seeks balance with its environment, keeps pace with its infrastructure needs, enhances its healthy lifestyle and acknowledges its history.*  
**Our Mission**  
*To maintain and enhance our welcoming mountain town with the involvement of our community members in a way that respects our unique character, that sustains our natural environment, that is economically resilient and improves our quality of life.*



### Frisco Town Hall Mission and Vision Statements



### OPERATING BUDGET IMPACT

<b>Description</b>	Energy efficiency is expected as a result of a renovation project. However, given that the design has not been completed many unknown factors still exist.
--------------------	--




### CIP Request Summary

<b>Project Name</b>	Fiber Infrastructure	<b>Project Start Year</b>	2022
<b>Category</b>	Improvement	<b>Est. Project Complete Year</b>	Unknown
<b>Department</b>	Administration	<b>Strategic Priority</b>	Economy, Core Services
<b>Recurring?</b>	Non-Recurring	<b>Account #</b>	20-2000-5098
<b>Location</b>	Throughout town		
<b>Project Description</b>	The 2024 Fiber Infrastructure project includes a planning effort to complete a feasibility study and design of a fiber broadband network to connect Town Buildings and create a reliable, high-speed broadband network for Town government facilities. The study will also analyze options, assess feasibility, and complete designs (if determined feasible) to provide connectivity to anchor institutions (schools & healthcare facilities), businesses, and private residences in the Town of Frisco. Future years (FY25 - FY29) include preliminary construction estimates of the construction costs to implement the fiber broadband network.		
<b>FUNDING SOURCES</b>	REIF, Transfer from General Fund, potential grants		

### FUNDING SCHEDULE

		Planned Funding Requests				5-Year Plan Total	Total Funding
FY25	FY26	FY27	FY28	FY29			
2,000,000	0	1,000,000	1,000,000	1,000,000	\$	5,000,000	\$ 5,450,000



Fiber Optic Cable



### OPERATING BUDGET IMPACT

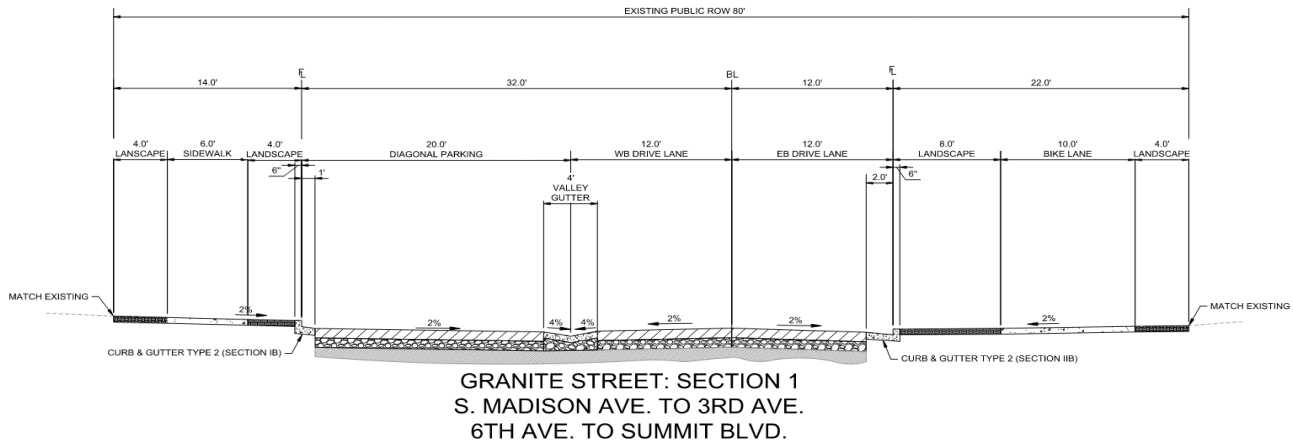
<b>Description</b>	Ongoing costs related to maintenance and repairs of conduit and fiber infrastructure can be expected.
--------------------	---

### CIP Request Summary

<b>Project Name</b>	Complete Streets	<b>Project Start Year</b>	2023
<b>Category</b>	Infrastructure/Planning	<b>Est. Project Complete Year</b>	2027
<b>Department</b>	CDD/Public Works	<b>Strategic Priority</b>	Economy, Core Services
<b>Recurring?</b>	Non-Recurring	<b>Account #</b>	20-2000-5104
<b>Location</b>	Downtown Core		
<b>Project Description</b>	<p>In 2023, 30% drawings were completed for Granite Street, and in 2024, 100% construction drawings will be completed. Grants will be applied for to assist in the construction, which is anticipated to be phased.</p> <p>This level of funding is not anticipated to complete the project. Upon completion of 100% design, a plan can be formed.</p> <p>Note: Vectra Bank refinancing of 2010B for PRA improvements complete in 2030. Annual payment = \$260k/yr.</p>		
<b>FUNDING SOURCES</b>	REIF, Transfer from General Fund, DOLA EIAF Grant (\$200k), and other potential grants		

### FUNDING SCHEDULE

		Planned Funding Requests				5-Year Plan Total	Total Funding
FY25	FY26	FY27	FY28	FY29			
\$ 200,000	\$ -	\$ -	\$ -	\$ 11,000,000		\$ 11,200,000	\$ 11,800,000



Cross Section Detail



### OPERATING BUDGET IMPACT

<b>Description</b>	Project is not anticipated to have a significant operating budget impact as it is existing infrastructure, and the improvement does not impact staff or major changes to existing systems.
--------------------	--

### CIP Request Summary

<b>Project Name</b>	Main Street Solar Light Retrofit	<b>Project Start Year</b>	2024
<b>Category</b>	Equipment	<b>Est. Project Complete Year</b>	2024
<b>Department</b>	Public Works	<b>Strategic Priority</b>	Environment, Core Services
<b>Recurring?</b>	Recurring	<b>Account #</b>	20-2000-5105
<b>Location</b>	Main Street		

**Project Description** This project will retrofit all existing Main Street lights with a new lighting fixture, solar panel, and solar engine.

A DOLA Main Street Live grant was submitted for, and awarded, for both Solar Light Replacement on Summit Blvd and for Solar Light retrofit on Main Street in the amount of \$795,000.

**FUNDING SOURCES** REIF, Transfer from General Fund, and potential grant from DOLA Main Street Live

### FUNDING SCHEDULE

		Planned Funding Requests				5-Year Plan Total	Total Funding
FY25	FY26	FY27	FY28	FY29			
\$ -	\$ -	\$ -	\$ -	\$ -	\$ -	\$ -	\$ 560,000



**Main Street Light Poles**



### OPERATING BUDGET IMPACT

<b>Description</b>	Project is anticipated to reduce costs of utility bills, related to the addition of solar power.
--------------------	--



### CIP Request Summary

<b>Project Name</b>	Miner's Creek Recreation Path Bridge	<b>Project Start Year</b>	2026
<b>Category</b>	Infrastructure	<b>Est. Project Complete Year</b>	2026
<b>Department</b>	Public Works	<b>Strategic Priority</b>	Community, Core Services
<b>Recurring?</b>	Non-Recurring	<b>Account #</b>	20-2000-5106
<b>Location</b>	Recreation path over Miners Creek, along Highway 9		
<b>Project Description</b>	<p>This pathway improvement would allow better maintenance of the pathway between Frisco Bay Marina and the Water Dance neighborhood. The pathway would be realigned and a new bridge would be installed that would allow the Grounds division to keep this as well maintained as the rest of the path, in addition to providing pedestrians a better traveling alternative in the winter months, instead of walking completely on HWY 9's sidewalks.</p> <p>Potential grant funding will be sought out for this project to offset costs.</p>		
<b>FUNDING SOURCES</b>	REIF and Transfer from General Fund		

### FUNDING SCHEDULE

		Planned Funding Requests				5-Year Plan Total	Total Funding
FY25	FY26	FY27	FY28	FY29			
\$ -	\$ -	1,400,000	\$ -	\$ -		\$ 1,400,000	\$ 1,400,000



Example of Bridge Style for Redesign



### OPERATING BUDGET IMPACT

<b>Description</b>	Project is anticipated to have a significant reduction in operating budget, it is expected to will reduce staff time required to plow the area of the recreation pathway.
--------------------	---

### CIP Request Summary

<b>Project Name</b>	Walkability Improvements	<b>Project Start Year</b>	2023
<b>Category</b>	Improvement	<b>Est. Project Complete Year</b>	ongoing
<b>Department</b>	Public Works	<b>Strategic Priority</b>	Community, Core Services
<b>Recurring?</b>	Recurring	<b>Account #</b>	20-2000-5106
<b>Location</b>	Various sidewalk improvements throughout Town		
<b>Project Description</b>	In 2024, the intersections of HWY 9/8th Avenue and 7th Avenue/8th Avenue and Hawn Drive/Meadow Drive connection to Summit Stage transit stop will be constructed. 2025 locations are yet to be determined. Locations with missing sidewalk connectivity will be prioritized.		
<b>FUNDING SOURCES</b>	REIF, Transfer from General Fund, and potential grants		

### FUNDING SCHEDULE

FY25	FY26	FY27	FY28	FY29	5-Year Plan Total	Total Funding
50,000	75,000	100,000	100,000	100,000	\$425,000	ongoing



Intersection at 8th Ave and 7th Ave



### OPERATING BUDGET IMPACT


<b>Description</b>	Project is anticipated to have a minor operating budget impact as there will now be snow removal operations and ongoing maintenance as needed.
--------------------	--

### CIP Request Summary

<b>Project Name</b>	Boardwalk Bridge Analysis & Design	<b>Project Start Year</b>	2028
<b>Category</b>	Capital	<b>Est. Project Complete Year</b>	2028
<b>Department</b>	Public Works	<b>Strategic Priority</b>	Core Services
<b>Recurring?</b>	Non-Recurring	<b>Account #</b>	20-2000-XXXX
<b>Location</b>	County Rec Path, near Laekpoint Circle		
<b>Project Description</b>	The Boardwalk Bridge, as it has been named by Public Works, is in need of analysis and redesign. As it was built on piers, the fluctuation of the wetland soils the piers were drilled into, are causing repair and maintenance to become more labor intensive and challenging in recent years. This would allow an exploration of other design solutions in this sensitive area.		
<b>FUNDING SOURCES</b>	REIF and Transfer from General Fund		

#### FUNDING SCHEDULE

Planned Fund Requests					5-Year Plan Total	Total Funding
FY25	FY26	FY27	FY28	FY29		
\$ -	\$ -	\$ -	200,000	\$ -	\$200,000	\$200,000



Boardwalk Bridge near Lakepoint Cir.



#### OPERATING BUDGET IMPACT

<b>Description</b>	No impacts at this time.
--------------------	--------------------------



### CIP Request Summary

<b>Project Name</b>	Business District Traffic Study	<b>Project Start Year</b>	2028
<b>Category</b>	Capital	<b>Est. Project Complete Year</b>	2028
<b>Department</b>	Public Works	<b>Strategic Priority</b>	Core Services
<b>Recurring?</b>	Non-Recurring	<b>Account #</b>	20-2000-XXXX
<b>Location</b>	Town of Frisco Business District - Ten Mile Drive		
<b>Project Description</b>	A traffic study will be needed in the business district of North Ten Mile Drive due to the improvements that CDOT will be making at Exit 203. The traffic study that was conducted by CDOT did not expand south along Ten Mile Drive to see what the ripple effect of traffic will be in the simulation. As a result of this, the Town will conduct a traffic study to ensure that improvements can be made if and where they are necessary.		
<b>FUNDING SOURCES</b>	REIF and Transfer from General Fund		

### FUNDING SCHEDULE

Planned Fund Requests					5-Year Plan Total	Total Funding
FY25	FY26	FY27	FY28	FY29		
\$ -	\$ -	\$ -	200,000	\$ -	\$200,000	\$200,000



10 Mile Drive with Exit 203 Overlay



### OPERATING BUDGET IMPACT

<b>Description</b>	No impacts at this time.
--------------------	--------------------------

### CIP Request Summary

<b>Project Name</b>	Technology Purchases	<b>Project Start Year</b>	ongoing
<b>Category</b>	Equipment	<b>Est. Project Complete Year</b>	ongoing
<b>Department</b>	Administration	<b>Strategic Priority</b>	Core Services
<b>Recurring?</b>	Recurring	<b>Account #</b>	20-2000-4102
<b>Location</b>	Across Town owned facilities		
<b>Project Description</b>	Technology equipment is replaced on an annual basis, according to the replacement schedule. 2025 budgets for the replacement of servers to new hardware and additional public safety technology. 2027 reflects the replacement of phone system equipment.		
<b>FUNDING SOURCES</b>	REIF, Transfer from General Fund		

### FUNDING SCHEDULE

		Planned Fund Requests				5-Year Plan Total	Total Funding
FY25	FY26	FY27	FY28	FY29			
100,000	\$ -	95,000	\$ -	\$ -	\$ -	195,000	ongoing



### Layers of Information Technology



### OPERATING BUDGET IMPACT

<b>Description</b>	Keeping on schedule with regular technology equipment replacements lowers the costs of staff time, as well as repair and maintenance expenses.
--------------------	--

### CIP Request Summary

<b>Project Name</b>	Vehicle and Equipment Replacement	<b>Project Start Year</b>	ongoing
<b>Category</b>	Equipment	<b>Est. Project Complete Year</b>	ongoing
<b>Department</b>	Public Works	<b>Strategic Priority</b>	Core Services, Environmental Sustainability
<b>Recurring?</b>	Recurring	<b>Account #</b>	20-2000-4101
<b>Location</b>	Across Town owned facilities		
<b>Project Description</b>	Vehicles and other equipment are replaced on an annual basis, according to the Vehicle and Equipment Replacement schedule. These vehicles and equipment are essential to the operations that they are associated with.		
<b>FUNDING SOURCES</b>	REIF and Transfer from General Fund		

### FUNDING SCHEDULE

Planned Fund Requests					5-Year Plan Total	Total Funding
FY25	FY26	FY27	FY28	FY29		
570,000	1,345,000	363,300	1,059,000	845,000	\$4,182,300	ongoing



New Town Vehicle Upfitting Process



### OPERATING BUDGET IMPACT

<b>Description</b>	Keeping on schedule with regular vehicle and equipment replacements lowers the costs of staff time, as well as repair and maintenance expenses.
--------------------	---

### CIP Request Summary

<b>Project Name</b>	Police Vehicle Upfitting	<b>Project Start Year</b>	ongoing
<b>Category</b>	Equipment	<b>Est. Project Complete Year</b>	ongoing
<b>Department</b>	Public Works	<b>Strategic Priority</b>	Core Services, Environmental Sustainability
<b>Recurring?</b>	Recurring	<b>Account #</b>	20-2000-4107
<b>Location</b>	Across Town owned facilities		
<b>Project Description</b>	Police vehicles are an essential part to the public safety of the Town of Frisco. In addition to the cost of PD vehicle purchases, there are upfitting costs associated with each vehicle as well. Specific police related systems and associated items will always be needed to make a vehicle "patrol ready".		
<b>FUNDING SOURCES</b>	REIF and Transfer from General Fund		

### FUNDING SCHEDULE

Planned Fund Requests					5-Year Plan Total	Total Funding
FY25	FY26	FY27	FY28	FY29		
\$200,000	\$50,000	\$150,000	\$145,000	\$100,000	\$645,000	ongoing



New Town Vehicle Upfitting Process



### OPERATING BUDGET IMPACT

<b>Description</b>	Keeping on schedule with regular vehicle and equipment replacements lowers the costs of staff time, as well as repair and maintenance expenses.
--------------------	---



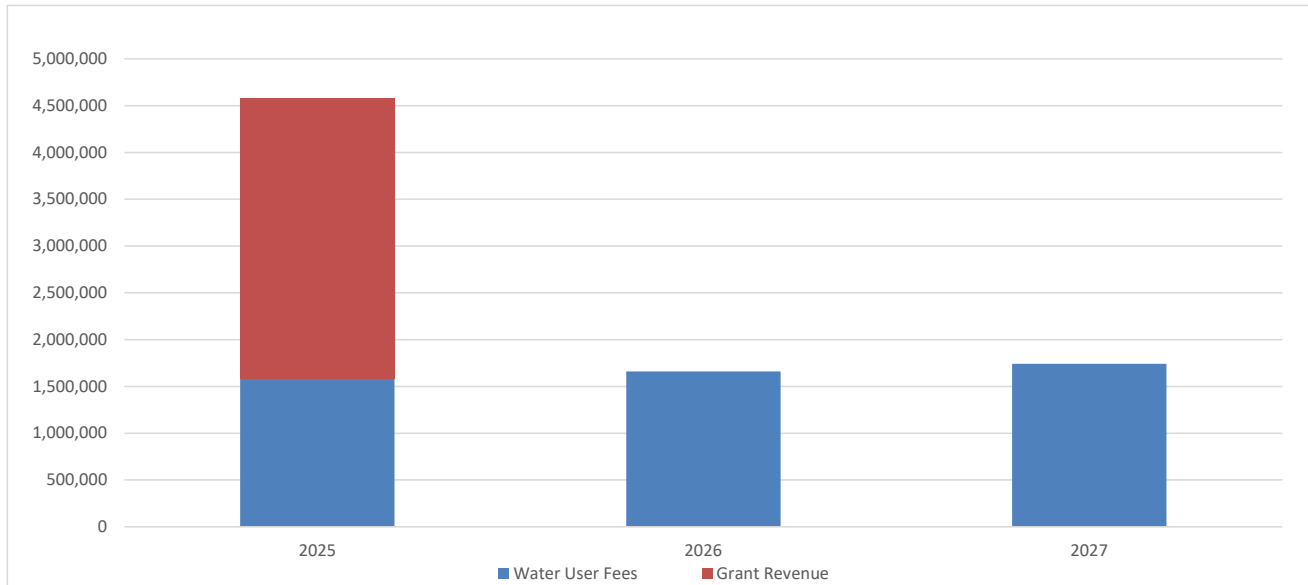
# Water Fund

The Water Fund was established to finance and account for the acquisition, operation and maintenance of facilities, services and water rights associated with providing water to the Town. The primary revenue sources include user charges and water tap fees. In 2019, a water rate study was conducted and new rates and tier structure were implemented effective in the 3rd quarter of 2019. This fund has a four month required reserve; the projected 2025 fund balance does fall of that policy recommendation due to the combination of capital projects proposed.

Funding Source	2025	2026	2027	2028	2029	5-Year Total
Water User Fees	1,580,000	1,659,000	1,742,000	1,829,100	1,920,600	\$8,730,700
Plant Investment Fees	95,000	95,000	95,000	95,000	200,000	\$580,000
Grant Revenue	3,000,000	0	0	0	0	\$3,000,000
<b>Total</b>	<b>\$4,675,000</b>	<b>\$1,754,000</b>	<b>\$1,837,000</b>	<b>\$1,924,100</b>	<b>\$2,120,600</b>	<b>\$12,310,700</b>

Use by Project	2025	2026	2027	2028	2029	5-Year Total
PFAS Mitigation	7,000,000	0	0	0	0	\$7,500,000
Water Tank Rehabilitation	2,250,000	0	0	0	0	\$2,250,000
Well #8 Study and Scoping	150,000	0	0	0	0	\$150,000
PW Bulk Water Station	0	150,000	0	0	0	150,000
CL17 Chlorine Equipment	0	30,000	0	0	0	30,000
Vehicle and Equipment Replacement	167,000	60,000	70,000	70,000	0	367,000
<b>Total</b>	<b>\$9,567,000</b>	<b>\$240,000</b>	<b>\$70,000</b>	<b>\$70,000</b>	<b>\$0</b>	<b>\$7,500,000</b>

Projected Fund Balance	2025	2026	2027	2028	2029
Beginning Fund Balance	\$5,920,770	\$320,981	\$1,063,081	\$2,009,181	\$2,973,381
Revenues-User Fees	1,580,000	1,659,000	1,742,000	1,829,100	1,920,600
Debt Repayment-CIP	95,000	95,000	95,000	95,000	200,000
Tap Fees	664,992	631,700	600,100	570,100	541,600
Grant Revenue	3,000,000	0	0	0	0
Other Revenues	206,625	208,700	210,800	212,900	215,000
Operating Expenses	1,210,306	1,246,600	1,284,000	1,322,500	1,362,200
Capital Improvements	9,400,000	0	0	0	0
Capital Equipment	167,000	240,000	70,000	70,000	0
Repair and Maintenance	319,600	340,200	320,800	321,400	322,000
Technical Purchases	49,500	25,500	27,000	29,000	29,000
Ending Fund Balance	<u>\$320,981</u>	<u>\$1,063,081</u>	<u>\$2,009,181</u>	<u>\$2,973,381</u>	<u>\$4,137,381</u>



Project Name	Project Category	2025 Proposed
PFAS Mitigation	Improvement	\$7,000,000
Water Tank Rehab	Infrastructure	\$2,250,000
Well #8 Study and Scoping	Improvement	\$150,000
<b>Total</b>		<b>\$9,400,000</b>

### CIP Request Summary

<b>Project Name</b>	PFAS Mitigation	<b>Project Start Year</b>	2025
<b>Category</b>	Improvement	<b>Est. Project Complete Year</b>	2026
<b>Department</b>	Public Works	<b>Strategic Priority</b>	Environment
<b>Recurring?</b>	Non-Recurring	<b>Account #</b>	40-4000-4444
<b>Location</b>	Well # 7 at the Peninsula Recreation Area		
<b>Project Description</b>	<p>This upgrade to Well #7 will allow for the installation for advanced treatment to mitigate PFAS and PFAS trace compounds.</p> <p>Pre-qualification received for the Colorado Department of Public Health and Environment Drinking Water Revolving Fund (DWRP). The Town will apply for a DWRP loan with 100% loan forgiveness of approximately \$4,000,000. The loan application has not been submitted nor approved.</p>		
<b>FUNDING SOURCES</b>	Water User Fees, Plant Investment Fees, \$4,000,000 DWRP grant/loan forgiveness (applicant has not been submitted nor awarded), and other pote		

### FUNDING SCHEDULE

		Planned Fund Requests				5-Year Plan Total	Total Funding
FY25	FY26	FY27	FY28	FY29			
\$ 7,000,000	\$ -	\$ -	\$ -	\$ -		\$7,000,000	\$7,000,000



Drinking Water Testing and PFAS Mitigation



### OPERATING BUDGET IMPACT

<b>Description</b>	Project is not anticipated to have a significant operating budget impact as it is an improvement to our current system. Filter media may need to be disposed of from time to time.
--------------------	--

### CIP Request Summary

<b>Project Name</b>	Water Tank Rehab	<b>Project Start Year</b>	2025
<b>Category</b>	Improvement	<b>Est. Project Complete Year</b>	2025
<b>Department</b>	Public Works	<b>Strategic Priority</b>	Environment
<b>Recurring?</b>	Non-Recurring	<b>Account #</b>	40-4000-XXXX
<b>Location</b>	Water system storage tanks.		
<b>Project Description</b>	This project will rehabilitate the existing Dillon Dam Road and Ten Mile Creek water storage tanks by abrasive blasting the existing insulation and coatings from the tank, recoating the interior and exterior of the tanks, installing a mixing device, and replace the vents, ladders, manways, tank level indicators, handrail systems, gaskets, hardware, and other improvements to meet current codes and extend the life of the water tanks.		
<b>FUNDING SOURCES</b>	Water User Fees, Plant Investment Fees		

### FUNDING SCHEDULE

		Planned Fund Requests				5-Year Plan Total	Total Funding
FY25	FY26	FY27	FY28	FY29			
\$ 2,250,000	\$ -	\$ -	\$ -	\$ -		\$2,250,000	\$2,250,000



### Drinking Water Testing and PFAS Mitigation



### OPERATING BUDGET IMPACT

<b>Description</b>	Project is not anticipated to have a significant operating budget impact as it is an improvement to our current system. Filter media may need to be disposed of from time to time.
--------------------	--

### CIP Request Summary

<b>Project Name</b>	Public Works Bulk Water Station	<b>Project Start Year</b>	2026
<b>Category</b>	Improvement	<b>Est. Project Complete Year</b>	2026
<b>Department</b>	Public Works	<b>Strategic Priority</b>	Environment
<b>Recurring?</b>	Non-Recurring	<b>Account #</b>	40-4000-XXXX
<b>Location</b>	Public Works		
<b>Project Description</b>	This project will install a bulk water filling station at the Public Works facility to allow contractors to fill bulk water tanks for construction purposes.		
<b>FUNDING SOURCES</b>	Water User Fees, Plant Investment Fees		

### FUNDING SCHEDULE

Planned Fund Requests						5-Year Plan Total	Total Funding
FY25	FY26	FY27	FY28	FY29			
\$ -	\$ 150,000	\$ -	\$ -	\$ -		\$150,000	\$150,000



**Bulk Water Filling Station Structure**



### OPERATING BUDGET IMPACT

<b>Description</b>	Project is not anticipated to have a significant operating budget impact as it is an improvement to our current system. Filter media may need to be disposed of from time to time.
--------------------	--



### CIP Request Summary

<b>Project Name</b>	Well #8 Study and Scoping	<b>Project Start Year</b>	2025
<b>Category</b>	Improvement	<b>Est. Project Complete Year</b>	2026
<b>Department</b>	Public Works	<b>Strategic Priority</b>	Environment
<b>Recurring?</b>	Non-Recurring	<b>Account #</b>	40-4000-XXXX
<b>Location</b>	Unknown		
<b>Project Description</b>	This project will analyze the needs, siting, scoping, augmentation, and design of a Well #8 in the Town of Frisco. The project will both analyze the needs of a new well to account for future growth, as well as provide an assesment of a new well constructed in place of PFAS mitigation at Well #7. Construction is currently unfunded as the scope will be determined based on the assesment and the Well #7 PFAS determination.		
<b>FUNDING SOURCES</b>	Water User Fees, Plant Investment Fees, and potential grants		

### FUNDING SCHEDULE

		Planned Fund Requests				5-Year Plan Total	Total Funding
FY25	FY26	FY27	FY28	FY29			
\$ 150,000	\$ -	\$ -	\$ -	\$ -		\$150,000	\$150,000



**Groundwater Well Tap**

### OPERATING BUDGET IMPACT

<b>Description</b>	Project design is not anticipated to impact operating budget. If a new well is constructed, operating budget impacts will be determined.
--------------------	--

### CIP Request Summary

<b>Project Name</b>	CL17 Chlorine Equipment	<b>Project Start Year</b>	2026
<b>Category</b>	Improvement	<b>Est. Project Complete Year</b>	2026
<b>Department</b>	Public Works	<b>Strategic Priority</b>	Environment
<b>Recurring?</b>	Non-Recurring	<b>Account #</b>	40-4000-4444
<b>Location</b>	All Water Facilities		
<b>Project Description</b>	This equipment would measure the chlorine levels in the Town's water supply to ensure that the measurements are compliant with CDPHE standard levels. This will also allow the Water staff to test the chloring levels of newly installed water systems at new developments in Frisco.		
<b>FUNDING SOURCES</b>	Water User Fees, Plant Investment Fees		

### FUNDING SCHEDULE

Planned Fund Requests						5-Year Plan Total	Total Funding
FY25	FY26	FY27	FY28	FY29			
\$ -	\$ 30,000	\$ -	\$ -	\$ -		\$30,000	\$30,000



CL17 Analyzer

### OPERATING BUDGET IMPACT

<b>Description</b>	Project design is not anticipated to impact operating budget. If a new well is constructed, operating budget impacts will be determined.
--------------------	--

### CIP Request Summary

<b>Project Name</b>	Vehicle and Equipment Replacement	<b>Project Start Year</b>	ongoing
<b>Category</b>	Equipment	<b>Est. Project Complete Year</b>	ongoing
<b>Department</b>	Public Works	<b>Strategic Priority</b>	Core Services, Environmental Sustainability
<b>Recurring?</b>	Recurring	<b>Account #</b>	40-4000-4460
<b>Location</b>	Across Town owned facilities		
<b>Project Description</b>	Vehicles and other equipment are replaced on an annual basis, according to the Vehicle and Equipment Replacement schedule. In recent years, vehicle and equipment purchases have been delayed due to the Covid-19 pandemic. Staff recommends catching up to the previously determined replacement schedule. For the 2023 budget, Staff recommends also appropriating funds for vehicles that are scheduled to be replaced in 2024 so that early orders can be placed, alleviating supply chain struggles. This is particularly useful in cases where opportunities can be leveraged for electric and hybrid vehicles. Many of these vehicles won't be delivered in 2023 and the appropriated yet unspent funds will be rolled over to 2024. (At any point where an electric vehicle can be purchased in lieu of a gas powered vehicle, staff will make decision to do so.)		
<b>FUNDING SOURCES</b>	REIF and Transfer from General Fund		

### FUNDING SCHEDULE

		Planned Fund Requests			5-Year Plan Total	Total Funding
FY25	FY26	FY27	FY28	FY29		
\$167,000	\$60,000	\$70,000	\$70,000	\$0	\$367,000	ongoing



**Town of Frisco Water Truck**



### OPERATING BUDGET IMPACT

<b>Description</b>	Keeping on schedule with regular vehicle and equipment replacements lowers the costs of staff time, as well as repair and maintenance expenses.
--------------------	---

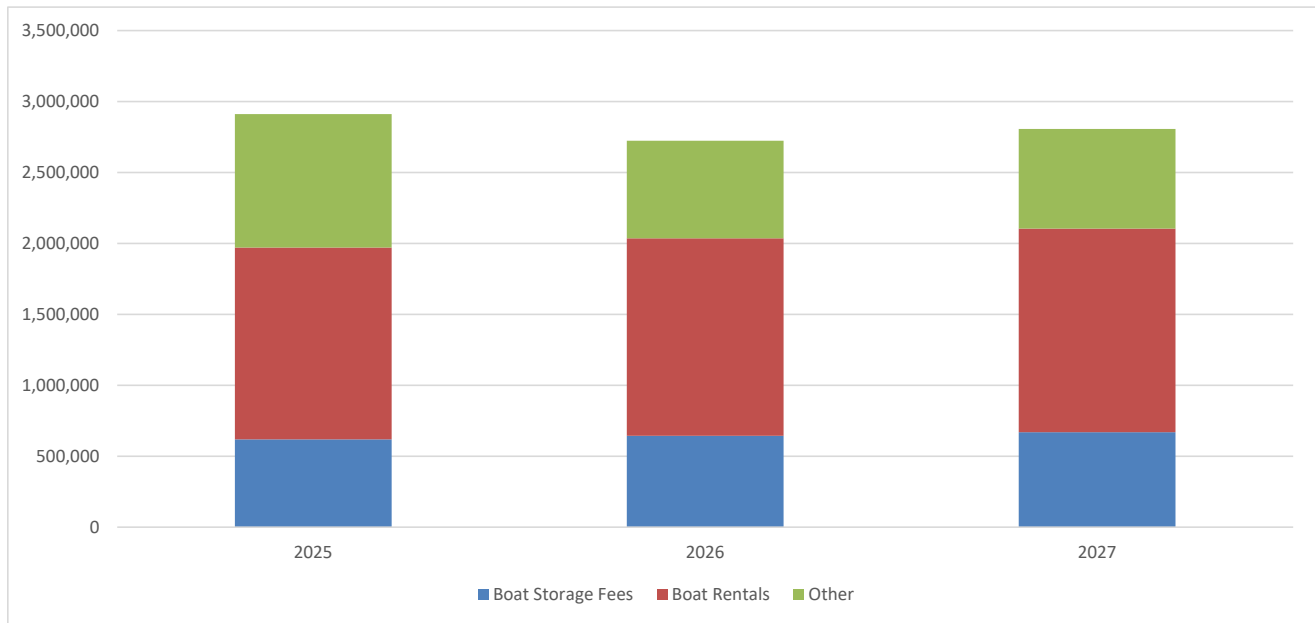
# Marina Fund

In 1994, the Town entered into a lease agreement with the City and County of Denver whereby the Town was granted the exclusive right to occupy and use certain real property and water surface at the Dillon Reservoir. The Marina Fund was established as an enterprise fund to account for the operations and maintenance of the marina. The major source of revenue for this fund comes from rentals of boats, slips, and moorings. There is a four month reserve required for this fund.

Funding Source	2025	2026	2027	2028	2029	5-Year Total
Boat Storage Fees	618,800	643,600	669,300	696,100	723,900	\$3,222,800
Boat Rentals	1,352,000	1,392,600	1,434,400	1,477,400	1,521,700	\$6,956,400
Grant Revenue	45,000	45,000	45,000	45,000	45,000	\$2,106,076
Other	940,233	687,002	702,548	718,286	734,289	\$3,676,169
<b>Total</b>	<b>\$2,956,033</b>	<b>\$2,768,202</b>	<b>\$2,851,248</b>	<b>\$2,936,786</b>	<b>\$3,024,889</b>	<b>\$15,961,445</b>

Use by Project	2025	2026	2027	2028	2029	5-Year Total
Paddle Sport Dock System	0	300,000	0	0	0	300,000
Boat Ramp Dock	100,000	0	0	0	0	100,000
Equipment Replacement	157,000	343,500	274,500	282,725	283,225	1,340,950
<b>Total</b>	<b>\$257,000</b>	<b>\$643,500</b>	<b>\$274,500</b>	<b>\$282,725</b>	<b>\$283,225</b>	<b>\$1,740,950</b>

Projected Fund Balance	2025	2026	2027	2028	2029
Beginning Fund Balance	\$367,641	\$755,583	\$420,954	\$568,220	\$726,087
Revenues-User Fees	1,970,800	2,036,200	2,103,700	2,173,500	2,245,600
Grant Revenue	45,000	45,000	45,000	45,000	45,000
Other Revenues	940,233	687,002	702,548	718,286	734,289
Operating Expenditures	1,954,691	2,013,332	2,073,732	2,135,944	2,200,022
Capital	257,000	643,500	274,500	282,725	283,225
Debt Repayment	356,400	356,000	355,750	360,250	360,251
Repair and Maintenance	0	90,000	0	0	0
Ending Fund Balance	<u>\$755,583</u>	<u>\$420,954</u>	<u>\$568,220</u>	<u>\$726,087</u>	<u>\$907,479</u>



Project Name	Project Category	2025 Proposed
New Boat Ramp Dock	Infrastructure	\$100,000
Equipment Replacement	Equipment	\$157,000
<b>Total</b>		<b>\$257,000</b>

\* Previously approved project



### CIP Request Summary

<b>Project Name</b>	Equipment Replacement	<b>Project Start Year</b>	ongoing
<b>Category</b>	Equipment (some non-capital)	<b>Est. Project Complete Year</b>	ongoing
<b>Department</b>	Recreation	<b>Strategic Priority</b>	Culture, Arts, & Recreation
<b>Recurring?</b>	Recurring	<b>Account #</b>	90-9000-4460
<b>Location</b>	Frisco Bay Marina		
<b>Project Description</b>	<b>REPLACEMENT SCHEDULE - Paddle Sports - Every Year; Pontoon boats - Every 3 Years</b> 2025 - Replace fishing boats & motors, new UTV, replace paddle sport fleet, replace Western Plow 2026 - Replace pontoon boats (6), replace paddle sport fleet, replace tractor 2027 - Replace pontoon boats (6), replace paddle sport fleet 2028 - Replace pontoon boats (6), replace paddle sport fleet 2029 - Replace pontoon boats (6), replace paddle sport fleet		
<b>Funding Sources</b>	Marina User Fees (Rentals and Slip/Mooring Fees)		

### FUNDING SCHEDULE

		Planned Fund Requests			5-Year Plan Total		Total Funding
FY25	FY26	FY27	FY28	FY29			
\$ 157,000	\$ 343,500	\$ 274,500	\$ 282,725	\$ 283,225	\$ 1,340,950		ongoing



Rental Pontoon



### OPERATING BUDGET IMPACT

<b>Description</b>	Replacement of aging equipment reduces ongoing maintenance costs of repairs to equipment.
--------------------	---

### CIP Request Summary

<b>Project Name</b>	Boat Ramp Dock	<b>Project Start Year</b>	2025
<b>Category</b>	Infrastructure	<b>Est. Project Complete Year</b>	2025
<b>Department</b>	Recreation	<b>Strategic Priority</b>	Culture, Arts, & Recreation
<b>Recurring?</b>	Non-Recurring	<b>Account #</b>	90-9000-4444
<b>Location</b>	Frisco Bay Marina - Boat Ramp Dock		
<b>Project Description</b>	Replace the aging boat ramp dock with a new one that will better serve customers.		
<b>Funding Sources</b>	Marina User Fees (Rentals and Slip/Mooring Fees)		

### FUNDING SCHEDULE

Planned Fund Requests					5-Year Plan Total	Total Funding
FY25	FY26	FY27	FY28	FY29		
100,000	0	0	0	0	\$ 100,000	\$ 100,000



Frisco Bay Marina



### OPERATING BUDGET IMPACT

<b>Description</b>	The addition of shore power to boat slips will add ongoing repair and maintenance costs. This amount will be better quantified once the design has been completed.
--------------------	--

### CIP Request Summary

<b>Project Name</b>	New Dock System for Paddle Sports	<b>Project Start Year</b>	2026
<b>Category</b>	Equipment	<b>Est. Project Complete Year</b>	2026
<b>Department</b>	Recreation	<b>Strategic Priority</b>	Culture, Arts, & Recreation
<b>Recurring?</b>	Non-Recurring	<b>Account #</b>	90-9000-4207
<b>Location</b>	Frisco Bay Marina - Paddle Sports Area		
<b>Project Description</b>	This project would involve the replacement and upgrade of the aging paddle sports dock system that is currently in use.		
<b>Funding Sources</b>	Marina User Fees (Rentals and Slip/Mooring Fees)		

#### FUNDING SCHEDULE

Planned Fund Requests					5-Year Plan Total	Total Funding
FY25	FY26	FY27	FY28	FY29		
0	300,000	0	0	0	\$ 300,000	\$ 300,000



**Paddle Sport Dock**



#### OPERATING BUDGET IMPACT

<b>Description</b>	Project is not anticipated to have a significant operating budget impact.
--------------------	---