



# Summit Community Care Clinic

## 2024 Community Update





Summit Community Care Clinic's mission is to provide exceptional, integrated, patient-centered care that is available to all.



# 30 Years Serving Summit and Surrounding Counties



**1993 – Established by Summit County Public Health as a weekly, all-volunteer walk-in clinic to address the needs of uninsured and underinsured**

2005 – Nonprofit Designation

2006 – Began offering behavioral health services

2007 – Began offering dental services

2012 – Care Clinic assumes management of SBHCs in Summit County

2013 – FQHC Look-Alike status

**2015 – FQHC status**

**2016 – Patient Centered Medical Home status**

2016 – Lake County Dental

2017 – Expanded Dental Clinic in MOB

2018 – Lake County Dental

2018 – Park RE-2 SBHC

2023 – Upper Blue Elementary SBHC

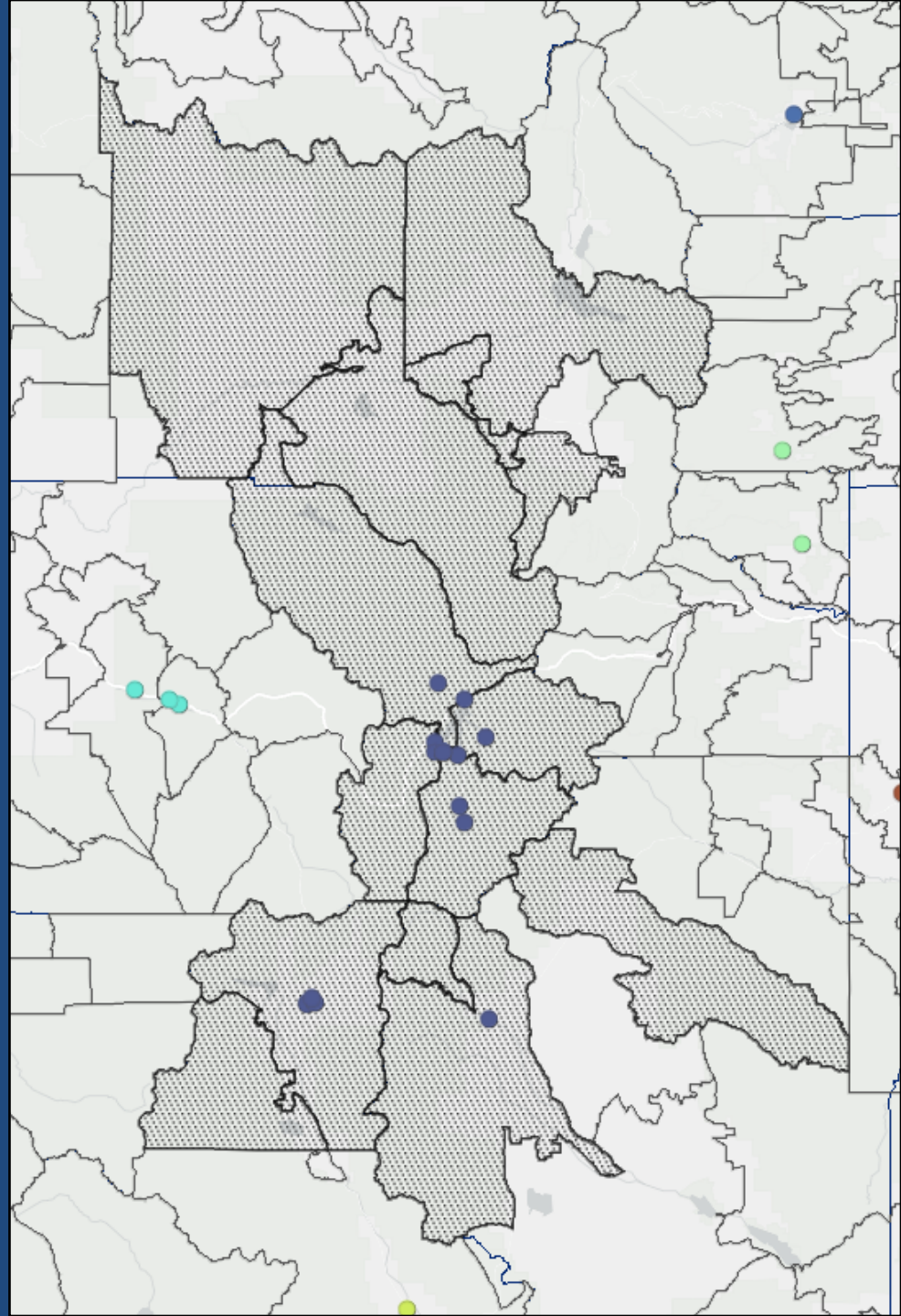
2023 – Park County Dental

2023 – Care Clinic – Leadville



# Service Area

- All of Summit and Lake Counties
  - The adjacent areas of Park and Grand Counties
- 
- All areas are **Health Provider Shortage Areas (HPSA)** for Medical, Dental, and/or Behavioral Health
  - Park and Summit Counties are designated as **Medically Underserved Areas (MUA)**.
  - Key health concerns in Summit County include:
    - Housing
    - Economic mobility & living wages
    - Food access
    - Childcare
    - **Mental health**
    - **Substance use**
    - **Provider availability**
    - Inclusive community







Our Main Medical Clinic, Dental Clinic, and Behavioral Health offices are located in Summit County's Medical Office Building in Frisco.





## 7 School Based Health Centers (SBHCs)

Serving all schools in Summit, Lake, and Park Counties with facilities at:

Summit High School, Summit Middle School, Silverthorne Elementary, Dillon Valley Elementary, Upper Blue Elementary, Lake County High School, Park County RE-2

**SBHCs remove critical barriers to care for students**





# Lake County Sites



## Lake County Dental

- Opened in 2016
- Creates access to dental care in Leadville



## Care Clinic - Leadville

- Opened in September 2023
- Co-located with Lake County Public Health
- Medical and Behavioral Health services, including Title X



## Park County Dental



- Opened in October 2023
- Creates access to dental care in Fairplay
- Care Clinic renting space and equipment from Dr. Caldwell upon his retirement



## Mountain Cares Pharmacy

- Opened in September 2022
- Located within the Main Clinic in Frisco
- Open to Care Clinic patients only
- 340-B Pharmacy pricing





# Medical · Dental · Behavioral Health

## INTEGRATED CARE

- Immediate Access Behavioral Health provider in Main Clinic to support warm referrals and crisis needs
- All patients screened for behavioral health concerns
- Team Based model of care supports integration between departments to ensure that all patient needs are addressed

*"I would like to express gratitude for Summit Community Care, you and everyone that works there. I appreciate how direct and thorough you are. When I came in for a physical, I did not expect to get assistance with everything you are helping me with. Dental, vision, my foot....I am so grateful. I am aware of the assistance that SCC is giving me. Thank you for your work and expertise." – Care Clinic Patient, 10/2023*



# Services Provided



Medical	Dental	Behavioral Health
<ul style="list-style-type: none"><li>• Primary Care</li><li>• Acute Illness and Injuries</li><li>• Chronic Care Management</li><li>• Family Planning</li><li>• Pre- and Post-natal Care</li><li>• Pediatrics and Newborn Care</li><li>• Senior Care</li><li>• Chronic Care Management</li><li>• Immunizations</li><li>• Medication Assisted Treatment (MAT)</li><li>• Health Coaching and Education Services</li><li>• Referrals</li><li>• Resource Navigation</li><li>• Telehealth</li><li>• COVID-19</li><li>• ...and more</li></ul>	<ul style="list-style-type: none"><li>• Preventative Care</li><li>• Exams and X-rays</li><li>• Child and Adult Cleanings</li><li>• Fillings</li><li>• Extractions</li><li>• Periodontal cleanings (scaling and root planing)</li><li>• Root canals</li><li>• Crowns</li><li>• Bridges</li><li>• Dentures and partials</li><li>• Emergency appointments</li><li>• ...and more</li></ul>	<p>Skills include but are not limited to:</p> <ul style="list-style-type: none"><li>• Trauma</li><li>• General to Major Depression</li><li>• General to Major Anxiety</li><li>• Suicide Prevention</li><li>• Child Psychology</li><li>• Stress Management</li><li>• Substance Use Disorders</li><li>• Sexual Orientation &amp; Gender Identity</li><li>• Cognitive Behavioral Therapy</li><li>• Eye Movement Desensitization Reprocessing (EMDR)</li><li>• Couple's and Family Therapy</li><li>• Play Therapy</li><li>• Holistic perspective</li><li>• Mindfulness</li><li>• ...and more</li></ul>

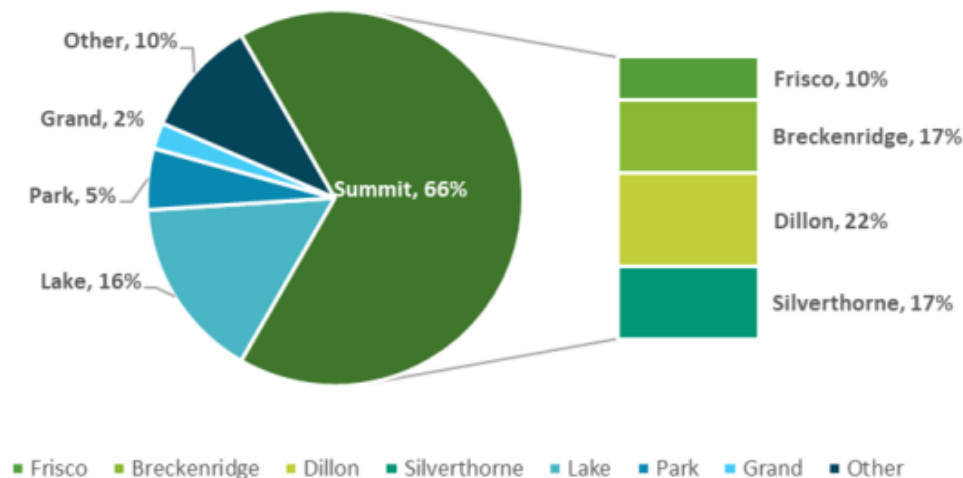
SBHCs provide Medical, Dental and BH services at all sites as well as BH and Dental services at school locations that do not have a designated SBHC site.



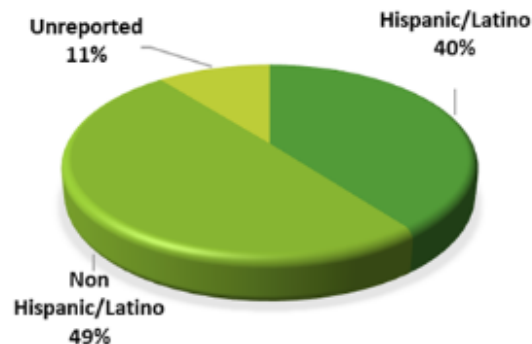
# Our Patients



SUMMIT COMMUNITY CARE CLINIC PATIENTS  
WITH SUMMIT COUNTY TOWN BREAKOUTS  
2022



PATIENTS BY ETHNICITY, 2022

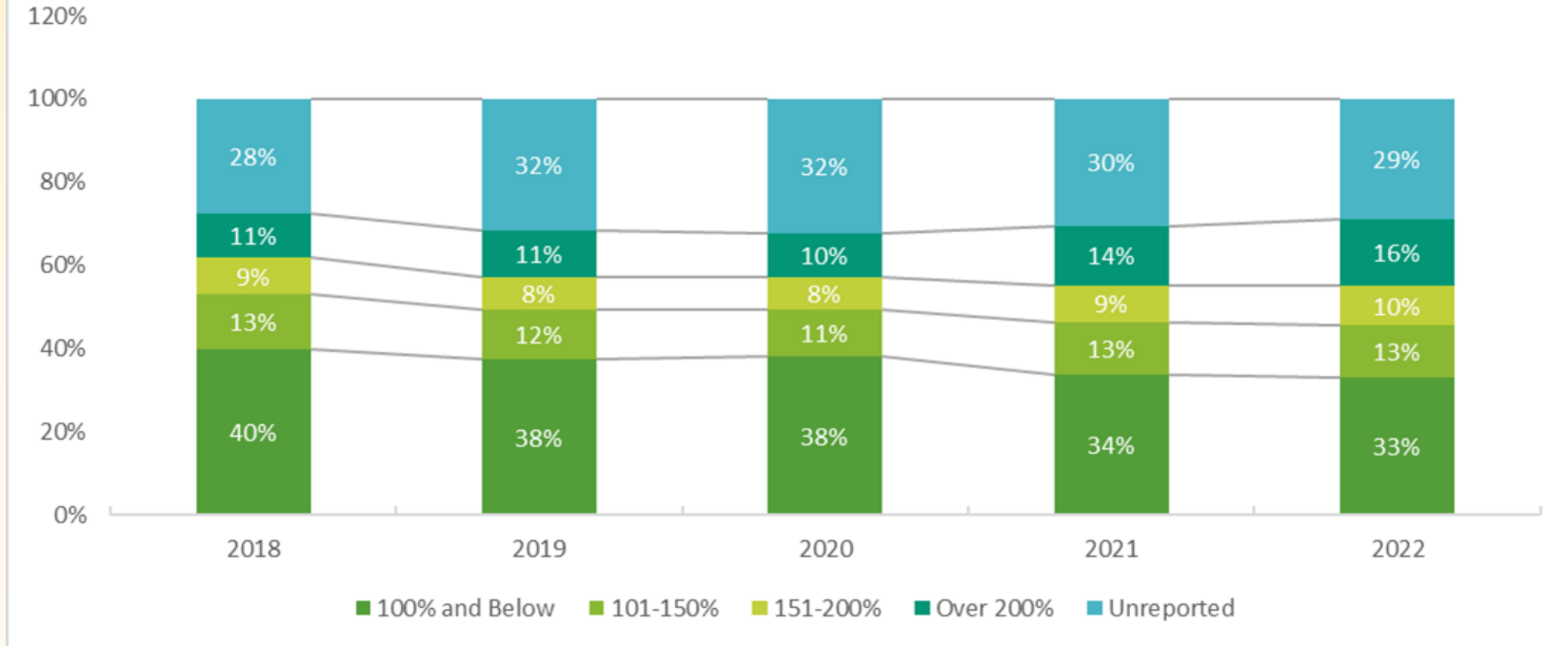


- 37% of patients are best served in a language other than English. The Care Clinic employs a full-time interpreter and uses Voyce interpretation services; together these accounted for 7,725 visits in 2022.
- For comparison: Summit County is 22% Hispanic, 4% not proficient in English
- Many patients have little experience with health care services and/or have low health literacy
- Barriers to care include finances, housing, transportation, and work schedules, among others

# Federal Poverty Level (FPL)



Care Clinic Patients by Federal Poverty Level  
2018-2022



- Federal funds support patients who live at 0-200% of FPL  
(For 2023: **\$29,160**/individual or **\$60,000**/family of four)
- With the high cost of living, the Clinic's Sliding Fee Scale (Level 6) goes to 300% FPL; this is not sufficient. (For 2023: **\$43,740**/individual or **\$90,000**/family of four)



# Financial Challenges for Care Clinic Patients



Many of our patients earn too much to qualify for Medicaid and/or the Care Clinic's Sliding Fee Scale (SFS), **but still cannot afford medical care.**

- The **2022\*\*** Self-Sufficiency Standard for Summit County is \$43,924 annually (\$20.80/hour) for an individual; this is higher than 300% FPL/the max SFS6 (\$43,740).
- About \$300,000 in patient fees are written off annually; approximately 55% of this is self-pay (above SFS6).
- Federal funds support only those patients living at 0-200% FPL.
- Approaches to collecting increased payment:
  - Collections Specialist
  - Review of Sliding Fee Scale/discount programs

	2022	YTD 2023
Total Revenue	\$ 13,575,495	\$ 11,109,863
Patient Revenue	\$ 5,183,735	\$ 3,852,358
Medical Bad Debt	\$ 228,717	\$ 186,815
Dental Bad Debt	\$ 79,300	\$ 72,820
<b>Total Bad Debt</b>	<b>\$ 308,017</b>	<b>\$ 259,636</b>
Bad Debt % Total Rev	2.27%	2.34%
Bad Debt % Total Pt Rev	5.94%	6.74%

**The Care Clinic does not deny access to care based on ability to pay.**

**\*\*2022 300% FPL for an individual was \$40,770**

# The Self-Sufficiency Standard for Colorado 2022

Prepared for Colorado Center on Law and Policy

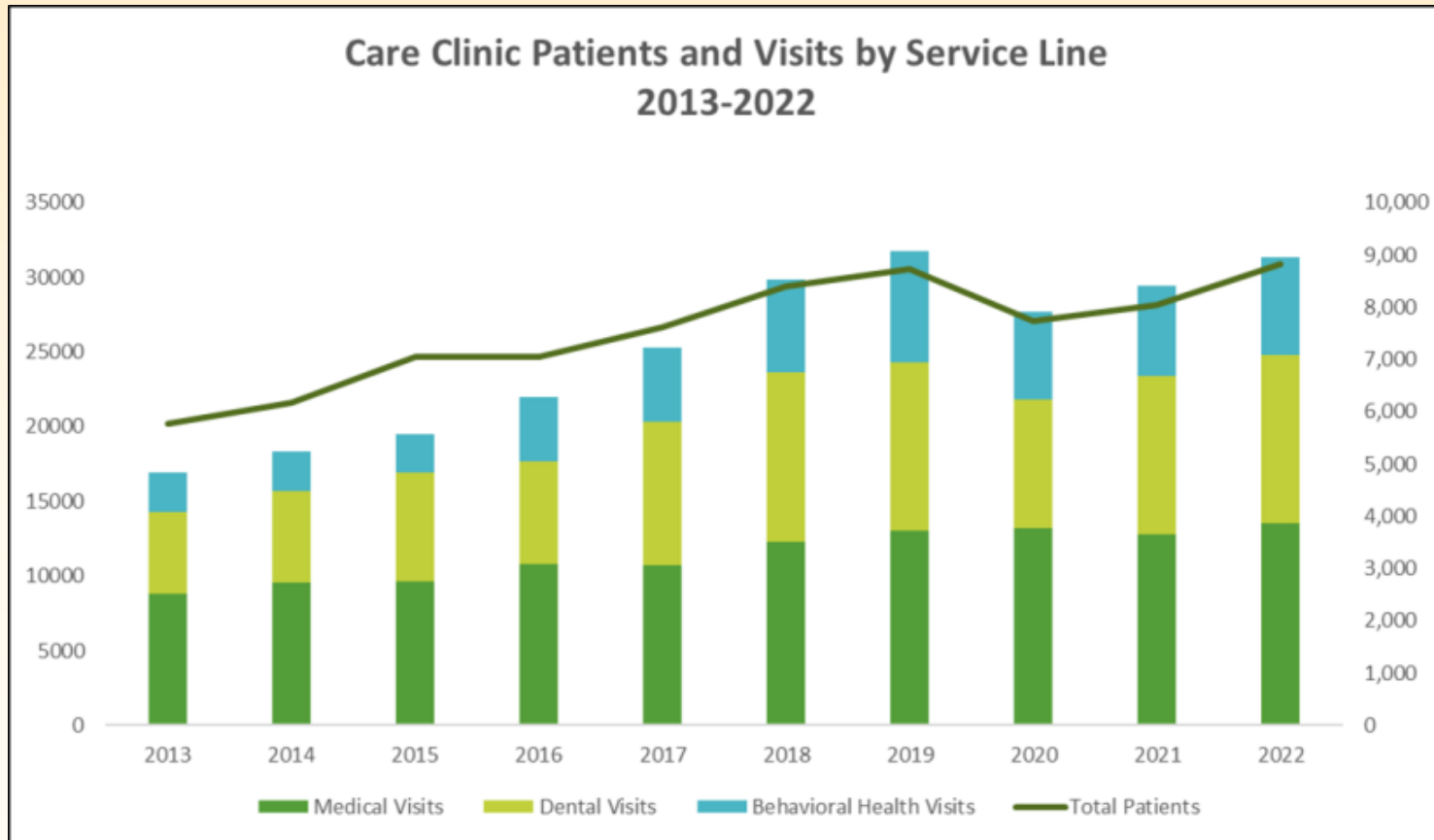


**Table 60.** The Self-Sufficiency Standard for Summit County, CO 2022

	Adult	Adult Preschooler	Adult Infant Preschooler	Adult Preschooler School-age	Adult School-age Teenager	2 Adults Infant	2 Adults Infant Preschooler	2 Adults Preschooler School-age
<b>Monthly Costs</b>								
Housing	\$1,577	\$1,797	\$1,797	\$1,797	\$1,797	\$1,797	\$1,797	\$1,797
Child Care	\$0	\$1,654	\$3,332	\$2,432	\$778	\$1,678	\$3,332	\$2,432
Food	\$483	\$683	\$886	\$1,014	\$1,169	\$1,044	\$1,229	\$1,352
Transportation	\$306	\$314	\$314	\$314	\$314	\$605	\$605	\$605
Health Care	\$227	\$633	\$654	\$668	\$716	\$718	\$735	\$749
Miscellaneous	\$370	\$620	\$811	\$735	\$690	\$740	\$926	\$850
Broadband & Cell Phone	\$112	\$112	\$112	\$112	\$112	\$156	\$156	\$156
Other Necessities	\$257	\$508	\$698	\$623	\$477	\$584	\$770	\$693
Taxes	\$718	\$1,523	\$2,544	\$2,077	\$1,246	\$1,588	\$2,379	\$1,934
Earned Income Tax Credit (-)	\$0	\$0	\$0	\$0	\$0	\$0	\$0	\$0
Child Care Tax Credit (-)	\$0	(\$50)	(\$100)	(\$100)	(\$100)	(\$50)	(\$100)	(\$100)
Child Tax Credit (-)	\$0	(\$167)	(\$333)	(\$333)	(\$333)	(\$167)	(\$333)	(\$333)
<b>Self-Sufficiency Wage</b>								
Hourly (per adult)	\$20.80	\$39.82	\$56.28	\$48.89	\$35.09	\$22.59	\$30.03	\$26.38
Monthly	\$3,660	\$7,007	\$9,905	\$8,605	\$6,177	\$7,953	\$10,570	\$9,285
Annual	\$43,924	\$84,089	\$118,864	\$103,255	\$74,118	\$95,433	\$126,839	\$111,423
Emergency Savings Fund	\$92	\$344	\$651	\$533	\$298	\$111	\$160	\$155

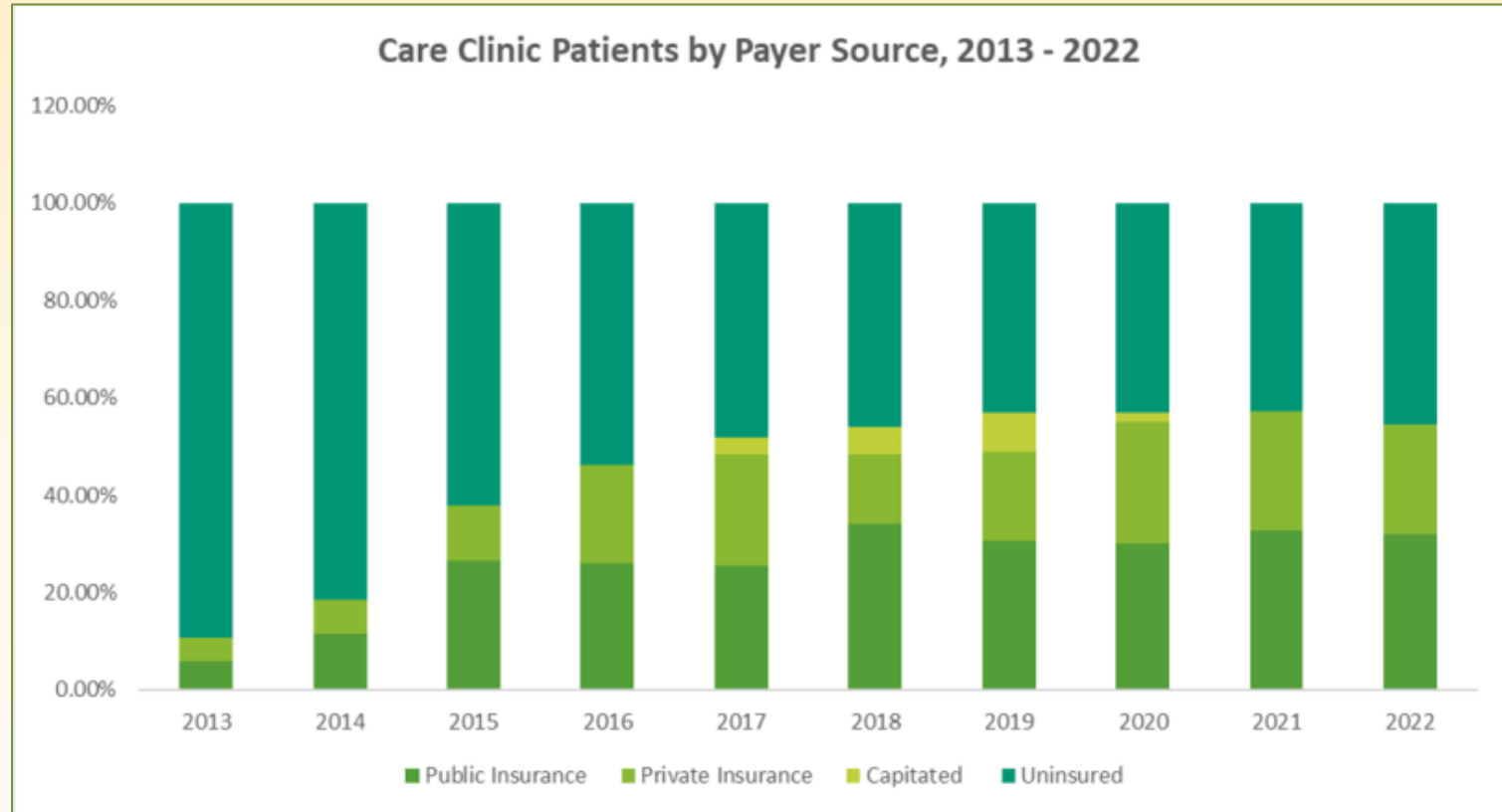


# Visits and Patients 2013-2022



- 2022 ended with 8,815 patients and 31,336 visits
- 2023 expected to end slightly higher than 2022.
- 2024 visits projected to increase based on need and additional capacity in Lake and Park Counties.

# Payer Sources



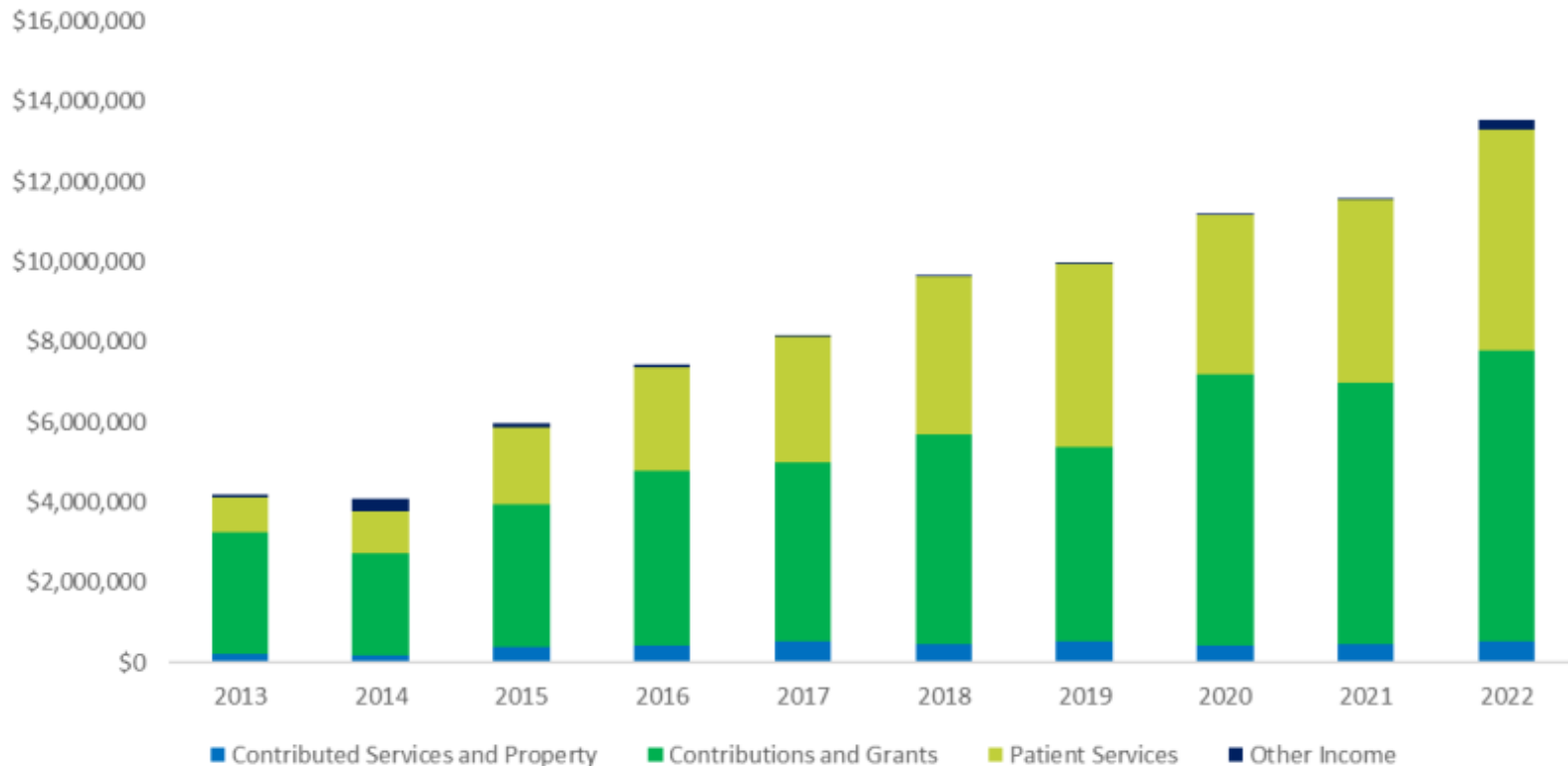
- 45% of patients are uninsured and 31% rely on public insurance.
- Of the 20 Community Health Centers in Colorado, the Care Clinic has one of the most difficult payer mixes.
- As an FQHC, Medicaid is the Care Clinic's best payer but is an area of concern given the end of the Public Health Emergency.
  - In 2023 YTD, 29.3% of patients are Medicaid covered compared to 30.7% in 2022.



# Revenues by Source



## Revenues by Source 2013-2022



- Heavy reliance on grants and donations (about 60% of revenue) due to the high percentage of uninsured patients Grants include federal base funding (\$1.3M) as well as other federal, state, and local sources.



# The Care Clinic's Community Impact

- Provide essential access to care for uninsured and Medicaid
  - Health Provider Shortage Areas (HPSA)
  - Medically Underserved Areas (MUA)
- Largely serve those who are living at low incomes, are racial/ethnic minorities, and/or work in the service sector.
- Decrease health costs to the community
  - **Lower** ER utilization vs. statewide CHC target

MSSP	January	February	March	April	May	June	July	August	September	October	November	December	Benchmark	2022 Performance
ER Visits	★ 356	★ 362	★ 369	★ 349	★ 383	★ 423	★ 396	★ 377	★ 340				Less than 768	482

- Reduced behavioral health concerns due to crisis interventions provided
- Reduced burden of chronic health conditions (diabetes, hypertension, etc.)





# Community Impact (Continued)



- Economic Stimulus\*
  - About 120 jobs (nearly 50% of employees are bilingual)
  - \$26.4M total economic impact
- Reduced cost to the community\*
  - \$5.1M in savings to Medicaid
  - \$12.5M in savings to overall health system
- Critical partner in community / regional emergency response

\* CCHN Value and Impact Report, 2021  
Figures represent Care Clinic impact

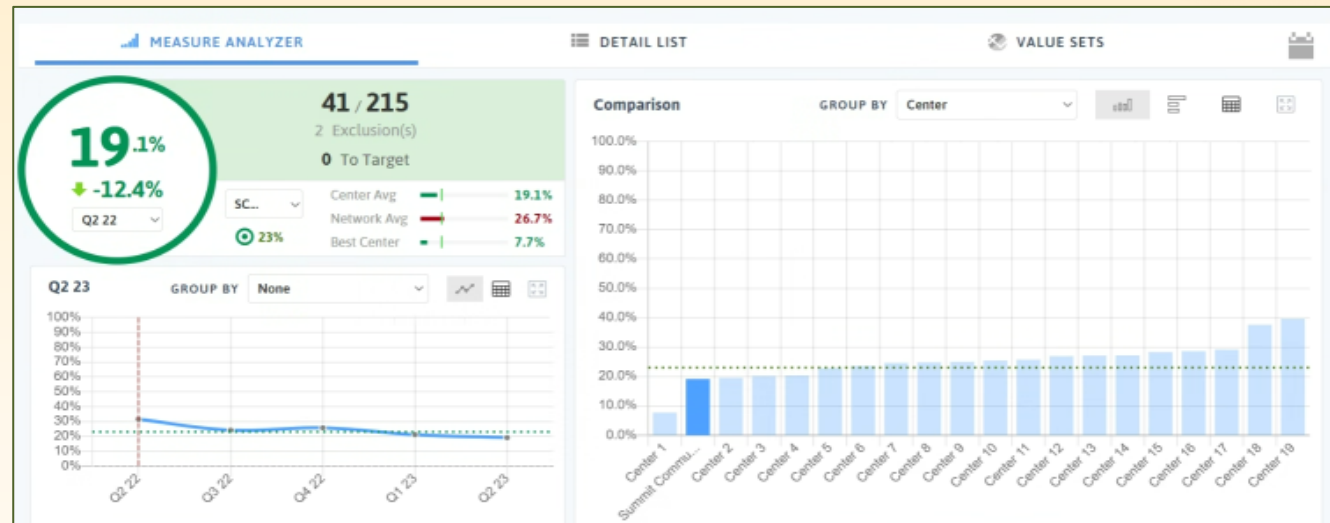
# Examples of Key Successes

Care Clinic performance is high compared to other Colorado CHCs



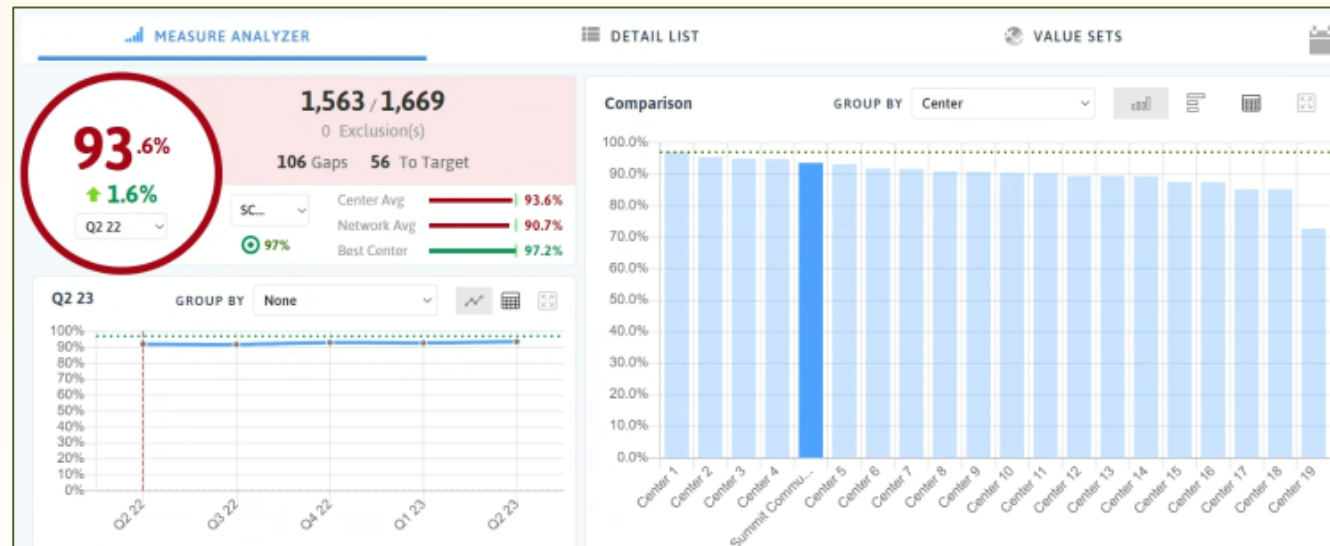
## A1c >9 or Untested

We are seeing significantly fewer patients with A1c levels above 9 or untested patients, due to collaboration with Mountain Cares Pharmacy, chronic care management, and improved tracking.



## Tobacco Use: Screening and Cessation

Nearly 100% of patients are screened for tobacco use.





# Our Challenges



## Like many nonprofits in Summit County:

- Housing
- Staffing
- Changing County demographics and donor base

## Other challenges include:

- Very high dependence (60% of total revenue) on grants and donations
- Federal and State funding changes/uncertainty including:
  - Federal funds not increasing
  - Primary Care Fund cuts
- Lack of space to improve access to services

# Current Focus Areas



- Continued access to Care for ALL while supporting long term sustainability
- Population Health
  - Proactive outreach to ensure utilization of preventative and chronic care
  - Existing and potential patients
- Medicaid Outreach
  - Community outreach to minimize impacts of end of Public Health Emergency and to support insurance enrollment
- Electronic Health Record replacement





# Partnership with Summit County Towns



Summit County Towns are vital partners in ensuring access to care for Summit County residents and workers.

- **In-kind Support** –Frisco: Contributions to Soup for the Soul, partnership for Concerts in the Park. Other Towns: Use of Breckenridge Golf Course, Silverthorne Pavilion.
- **Nicotine Tax funds (About \$750,000 including Summit County Government) including Part I and Part II** - *“IMPROVING THE AVAILABILITY OF AFFORDABLE PUBLIC HEALTH CARE SERVICES IN SUMMIT COUNTY, INCLUDING SERVICES AT THE COMMUNITY HEALTH CLINIC AND SCHOOL-BASED CLINICS.”*







summit community  
**CARE CLINIC**

# Thank you!

